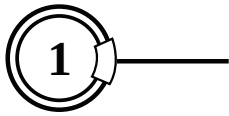
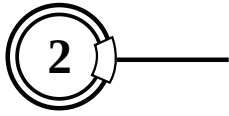


6 BEST PRACTICES FOR WASHING LINEN



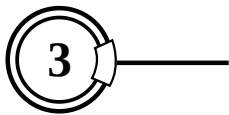
BEFORE YOU START

- Take your time to completely **unfold** or loosely shake up your linen.
- Linen **absorbs** a lot of water, so it is best not to overload the machine and have sufficient water in it.



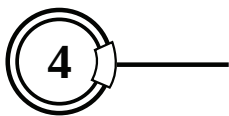
SET AND LOAD

- Wash your pieces with **like colors**. Even though the dye in our linen is wash proof, it is better to separate white laundry from colored.
- To avoid **pilling**, we recommend to separate natural fabrics from synthetic fabrics.
- Select a **gentle** wash and spin cycle.



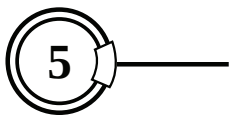
EASY ON THE DETERGENT

- As linen is a natural product, we suggest using the right washing agents: mild soap or **natural** detergents.
- Wash with **mild soaps**. Avoid strong concentrated forms. Do not use detergents with optical whiteners when washing linen.
- Avoid laundry detergent that contains any type of bleach. Bleach based on **chlorine** is **acidic** and affects the fibers in the fabric, weakening your linen over time. **Never use bleach on colored linen!**
- Avoid the use of **fabric softeners**, as these apply an artificial coat on the linen. This will prevent the fibers from breathing. With a little patience, your linen will obtain a unique **lushness** over time.
- Add a touch of **vinegar** when rinsing colored linen. This will help prevent color fading.




THE RIGHT TEMPERATURE

- We recommend machine washing 105° F (40° C).
- When washing your linen in warm water, finish with a **full, cool rinse** to remove all soap, detergent and residual soil.
- We recommend professional dry-cleaning to avoid shrinkage on some products like curtains and draperies.



DRYING & IRONING

- Fill your tumbler with half the normal capacity in order to let the linen move freely during the drying process. Line-dry if desired.
- Do not over-dry. Use a short cycle setting as linen dries quickly.
- Use a gentle temperature machine setting and a gentle tumble setting, if available.
- 100% linen and linen-cotton can be ironed at the highest temperature with a hot steam iron. Iron on reverse side.



DISCLAIMER

- We are not responsible for washing results for any other components used in the application such as linings, interlinings, welt, trims, etc. Please discuss proper care and washing with your fabricator, once the fabric is cut and sewn with other components washing instructions may need to be altered.